













Newly designed base. New modular options.

Deconvolution Station Bundle








Base

					
Image Management & Display	Processing & Adjustments	Usability	Data Analytics & Reporting	Auditing & Authentication	Scripting
<input checked="" type="checkbox"/>	<input checked="" type="checkbox"/>	<input checked="" type="checkbox"/>	<input checked="" type="checkbox"/>	<input checked="" type="checkbox"/>	<input checked="" type="checkbox"/>

Modules

					
2D Measurements	2D Automated Analysis	2D Capture	3D Visualization	AutoQuant Deconvolution	License Server
<input type="checkbox"/>	<input type="checkbox"/>	<input type="checkbox"/>	<input checked="" type="checkbox"/>	<input checked="" type="checkbox"/>	<input type="checkbox"/>

Extensions

		
Cell Biology Protocol Collection	Realtime Deconvolution	Big Data Visualization
<input type="checkbox"/>	<input type="checkbox"/>	<input type="checkbox"/>
		
Cell Biology Plus Protocol Collection	Multi-Channel Capture	3D Analysis
<input type="checkbox"/>	<input type="checkbox"/>	<input type="checkbox"/>
		
Materials Protocol Collection		
<input type="checkbox"/>		